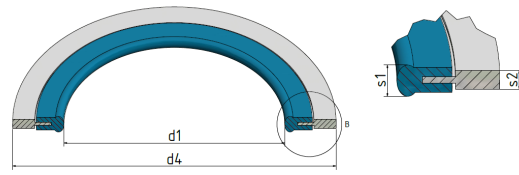


G-ST-P/KN FORCE SHUNT

G-ST-P / KN based on DIN 2690

For steel flange connections in force shunt and gas applications according to DIN 30690

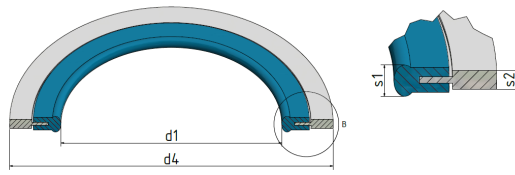


	PN	6	10	16	25	40	63	100	
DN	d ₁	d ₄	d ₄	d ₄	d ₄	d ₄	d ₄	d ₄	s ₁ /s ₂
10	18		45	45	45	45	56	56	5 / 3
15	22		50	50	50	50	61	61	5 / 3
20	28		60	60	60	60			5 / 3
25	35		70	70	70	70	82	82	5,5 / 3,5
32	43		82	82	82	82			5,5 / 3,5
40	49		92	92	92	92	103	103	5,5 / 3,5
50	61		107	107	107	107	113	119	5,5 / 3,5
65	77		127	127	127	127	137	143	5,5 / 3,5
80	90		142	142	142	142	148	154	5,5 / 3,5
100	115		162	162	168	168	174	180	8 / 5
125	141		192	192	195	195	210	217	8 / 5
150	169		218	218	225	225	247	257	8 / 5
175	195		248	248	255	267	277	287	8 / 5
200	220		273	273	285	292	309	323	8 / 5
250	274		328	330	342	353	364	391	8 / 5
300	325		378	385	402	418	424	458	8 / 5
350	368		438	445	458	475	486	512	8 / 5
400	420	473	490	497	515	547	543	572	8 / 5
450	470		540	557	565	572			10 / 6
500	520	578	595	618	625	628	657	704	10 / 6
600	620	680	695	735	730	745	764	813	10 / 6
700	720	784	810	805	830	850	879	950	10 / 6
800	820	890	915	910	940	970	988		10 / 6
900	920	990	1015	1010	1040	1080	1108		10 / 6
1000	1020		1120	1125	1150	1190	1220		10 / 6
1200	1220	1307	1340	1340	1360	1395	1452		10 / 6
1400	1420		1545	1540	1575	1615			12 / 8
1600	1620	1724	1770	1760	1795	1830			12 / 8
1800	1820		1970	1960	2000				12 / 8
2000	2020		2180	2165	2230				12 / 8
2200	2220	2348	2380		2375				12 / 8
2400	2420	2558	2590	2585					12 / 8
2600	2620		2790	2785					12 / 8

G-ST-P/KN FORCE SHUNT

G-ST-P / KN based on ASME B16.21

For steel flange connections in force shunt and gas applications according to DIN 30690



Similar to ASME B16.21 for ASME B16.5 flanges

Class	150	300	400	Class	600	900	
NPS	d_1	d_4	d_4	d_4	d_4	d_4	s_1/s_2
1/2"	16	45	51	51	51	61	5 / 3
3/4"	22	54	64	64	64	67	5 / 3
1"	28	64	70	70	70	76	5 / 3
1 1/4"	35	73	80	80	80	86	5,5 / 3,5
1 1/2"	43	83	93	93	93	95	5,5 / 3,5
2"	61	102	108	108	108	140	5,5 / 3,5
2 1/2"	77	121	127	127	127	162	5,5 / 3,5
3"	90	134	146	146	146	165	5,5 / 3,5
3 1/2"	102	159	162	159	159		8 / 5
4"	115	172	178	175	191	203	8 / 5
5"	141	194	213	210	238	245	8 / 5
6"	169	220	248	245	264	286	8 / 5
8"	220	277	305	302	318	356	8 / 5
10"	274	337	359	356	397	432	8 / 5
12"	325	407	419	416	454	496	8 / 5
14"	368	448	483	480	489	518	8 / 5
16"	420	512	537	534	562	572	8 / 5
18"	470	547	594	591	610	635	10/6
20"	520	604	651	645	680	696	10/6
24"	620	715	772	766	788	835	10/6

Materials

EPDM, NBR, FKM, more gaskets on request

Support ring

S235JR galvanisiert / 1.4301 / 1.4571

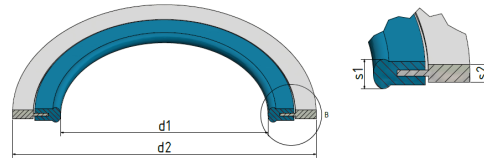
Further support rings on request



G-ST-P/KN FORCE SHUNT

G-ST-P / KN based on ASME B 16.21

For steel flange connections in force shunt and gas applications according to DIN 30690



Similar to ASME B 16.21 for ASME B 16.47 Series A Flanges

	Class		150	300	400	600	
NPS	d ₁	d ₄	d ₄	d ₄	d ₄	d ₄	s ₁ /s ₂
26"	665	771	832	829	864	10/6	
28"	720	829	895	889	911	10/6	
30"	770	880	949	943	968	10/6	
32"	820	937	1003	1000	1019	10/6	
34"	865	987	1054	1051	1070	10/6	
36"	920	1045	1114	1114	1127	10/6	
38"	965	1108	1051	1070	1102	10/6	
40"	1020	1159	1111	1124	1152	10/6	
42"	1070	1216	1162	1175	1216	10/6	
44"	1120	1273	1216	1229	1267	10/6	
46"	1170	1324	1270	1286	1324	10/6	
48"	1220	1381	1321	1343	1387	10/6	
50"	1270	1432	1375	1400	1445	12/8	
52"	1320	1489	1425	1451	1495	12/8	
54"	1370	1546	1489	1515	1552	12/8	
56"	1430	1603	1540	1565	1610	12/8	
58"	1475	1660	1590	1616	1660	12/8	
60"	1530	1711	1641	1680	1730	12/8	

G-ST-P / KN

For steel flange connections in force shunt and gas applications according to DIN 30690

Similar to ASME B 16.21 for ASME B 16.47 Series B flanges

	Class		150	300	400	600	
NPS	d ₁	d ₄	d ₄	d ₄	d ₄	d ₄	s ₁ /s ₂
26"	665	725	771	746	765	10/6	
28"	720	776	825	800	819	10/6	
30"	770	827	886	857	879	10/6	
32"	820	881	939	911	933	10/6	
34"	865	935	993	962	997	10/6	
36"	920	987	1047	1022	1047	10/6	
38"	965	1044	1098			10/6	
40"	1020	1095	1149			10/6	
42"	1070	1146	1200			10/6	
44"	1120	1196	1251			10/6	
46"	1170	1255	1317			10/6	
48"	1220	1306	1368			10/6	
50"	1270	1357	1419			12/8	
52"	1320	1408	1470			12/8	
54"	1370	1463	1530			12/8	
56"	1430	1514	1593			12/8	
58"	1475	1579	1655			12/8	